

# ARTISAN®

SEWING MACHINES

## CATALOG

June, 2008



# 888 838-1408

toll free



**ARTISAN® SEWING SUPPLIES, INC.**  
6474 Corvette Street. Los Angeles, California 90040 USA  
323 838 1408 fax 866 838 1508  
Internet: [www.artisansew.com](http://www.artisansew.com) E-mail: [info@artisansew.com](mailto:info@artisansew.com)

# ARTISAN® SEWING MACHINES

## 618-1 SERIES

This series of machines are known as Compound Needle Feed Walking Foot Sewing Machines. All of the machines are designed to stitch upholstery type fabrics, leather and threads.

The purpose of a compound needle feed walking foot machine is to sew two or more layers of fabric or leather with an equal distant stitch length and to greatly reduce the chance of ply slippage. This is the most popular sewing system for automobile and furniture upholstery.

The 618 series is also recommended for stitching light to medium-heavy leathers. One would chose this style of stitcher for sewing chaps, chinks, head stalls, lighter weight harness, heavy draperies, canvas products, webbing, tents, awnings, belting, hand bags, cases, wallets, cell phone cases, checkbook covers, book jackets, and all manner and kind of products from the thickness of a sheet of paper up to 7/16" of heavy leather and thread up to size #207. The 618-1 SC is a very adaptable model that can be adjusted within its limitations to sew just about any known textile.

All of the machines in this series include a reverse lever for reverse stitching and back-tacking. All model 618-1 series machines use a "Big Bobbin" Rotating Hook with an "M" size bobbin that is about the size of a US Quarter.

### Sub-Classes

- |               |   |
|---------------|---|
| 618-1 sc      | This model includes a "Safety Clutch" mechanism designed to protect the machine from possible damage should the sewing machine "jam" from a thread lock-up or a broken needle strike the rotating hook point. Maximum sewing speed up to 2,000 RPM.   |
| 618-1 SC LTHR | This 618-1 model is designed and adjusted specifically to stitch on vegetable tanned leathers and to produce a completely uniform and equal distant stitch length. The machines will stitch from light buck skin or elk skin up to several layers of leather measuring up to 7/16". Maximum sewing speed up to 800 RPM.   |
| 618-1 D2      | This model includes an Automatic thread trimming system and comes with an electronic computerized servo motor that controls several functions of the sewing machine. The included Ho Hsing HVP motor system is completely programmable and will stop the machine, every time, with either the needle in the down or needle in the up position. The machine includes an electric presser foot lifter and a programmable stitch counter and pattern selector control panel. |

Please contact Artisan for additional product application information or advice.



618-1 SC

618-1 D2

## 4400 RB, 4420 RB, 4400-25, 4420-25 SERIES

This series of heavier duty machines known as Compound Needle Feed Walking Foot Sewing Machines. All of the machines are designed to stitch upholstery type fabrics, leather and heavier threads.

The purpose of a compound needle feed walking foot machine is to sew two or more layers of fabric or leather with an equal distant stitch length and to greatly reduce the chance of ply slippage. In North America, this is the most popular sewing system for automobile and furniture upholstery.

The 4400/4420 series is also recommended for stitching light to medium-heavy leathers. One would choose this style of stitcher for sewing banners, tarpaulins, canvas products, webbing, tents, awnings, belting, hand bags, cases, and all manner and kind of products from the thickness of a sheet of paper up to almost 7/16" of textiles and thread up to size #207 or larger with special adjustments.

The standard models 4400 RB and 4420 RB include a fully automatic lubrication system and sew up to 2200 spm on upholstery fabrics. All of the machines in this series include a reverse lever for reverse stitching and back-tacking. All of the 4400/4420 series machines use a "Large Bobbin" Horizontal Axis Rotating Hook with a "U" size bobbin that is about the size of a US Half Dollar coin.

### Sub-Classes

- |         |  |
|---------|--|
| 4400 RB | A single needle machine including a "Safety Clutch" mechanism designed to protect the machine from possible damage should the sewing machine "jam" from a thread lock-up or a broken needle strike the rotating hook point.                              |
| 4400-25 | A 25 inch long arm single needle machine including a "Safety Clutch" mechanism. This model has a manual lubrication system.  |
| 4420 RB | This model is a Double Needle Lockstitch machine an includes a "Safety Clutch". The machine is normally offered with a needle spacing "Gauge" of 1/4" or 3/8". Several gauge sizes are optionally available.   |
| 4420-25 | A 25 inch long arm double needle machine including a "Safety Clutch" mechanism. This model has a manual lubrication system. The machine is normally offered with a needle spacing "Gauge" of 1/4" or 3/8". Several gauge sizes are optionally available. |

4420 RB



4400-25

# ARTISAN® SEWING MACHINES

## 1797 AB, 797 AB NS, 797 AB-8001 SERIES

A complete series of Drop Feed Walking Foot Sewing Machines with an internal automatic lubrication system (pump type). All of the walking foot machines in the series include a completely adjustable differential type upper feeding system. This system allows the machine to add additional "fullness" to a seam or adjusted in the opposite direction to pull the fabric to reduce potential fabric "sheering" and lay a flat seam.

The 797 series is designed to stitch lighter weight upholstery type fabrics, and leather with heavier threads. These machines are smoother to operate, much quieter running than other walking foot machines and will sew up to 3/8" of leather or textiles.

The purpose of an alternating presser foot walking foot machine is to sew two or more layers of fabric or leather with an equal distant stitch length and to greatly reduce the chance of ply slippage. The 797 series sewing system is more popular in Europe and Asia for automobile and furniture upholstery and this type of machine system is easier to learn to sew with and is not as costly as a compound needle feed stitcher.

The 797 series is recommended for stitching light to medium weight leathers and fabrics. One would choose this style of walking foot sewing machine to stitch leather gloves, leather jackets, and garments, chaps, chinks, jeans, draperies, lighter canvas products, light webbing, light weight tents, awnings, belting, wallets, check book covers, book jackets, upholstery, and leather products from the thickness of a sheet of paper up to 3/8" in overall thickness. The 797 series machines are also a wise choice for repairing rips, tears and to replace seams in all manner of heavier sewn products with thread sizes up to #138.

All of the machines in this series include a reverse lever for reverse stitching and back-tacking and automatic lubrication. All model 797 series machines have a "Big Bobbin" Rotating Hook with an "M" size bobbin that is about the size of a US Quarter.

Maximum sewing speeds are adjustable up to 2,000 stitches per minute.

### Sub-Classes

- |              |  |
|--------------|--|
| 1797 AB      | This is the standard model with a large dial stitch length regulator. The stitch length is adjustable up to 4 stitches per inch or 0-10 mm.  |
| 1797 AB LTHR | This model is designed and adjusted specifically to stitch on vegetable tanned leathers without marring or marking the leather in any way. The 1797 AB LTHR stitcher is absolutely the best choice when sewing on very light weight veg tanned leather such as elk and deer skins. This machine will sew a perfectly flat puckerless seam.   |
| 797 AB NS    | An additional features of the "NS" style is a large round dial on the top of the machine. Turning the dial causes the height of the walking feet to raise up in order for the machine to clear and walk over a heavy obstacle or seam without engaging the presser foot lifter lever or "knee lifter". A second additional feature is the handle on the front of the machine designed to raise the presser feet. Prior to the "NS" model, the handle was located the rear of the machine. (Non-Inventory, Special Order) |
| 797 AB 8001  | The 8001 is similar to the "NS" in features, except the machine casting is longer providing 13 inches from the needle to the right edge and the machine is also taller with an additional 1 inch from the base to the horizontal arm of the machine.   |



1797 AB



797 AB NS



797 AB-8001



4420-25 System



1797 AB LTHR System

# ARTISAN® SEWING MACHINES



TORO-4011 LA-37  
Presser Foot  
And Feed System



TORO-4000 LA-37  
Extra Heavy Duty  
Pedestal System



TORO-4011 LA-37  
Extra Heavy Duty  
Pedestal System



TORO-4000  
Walking Foot  
System



TORO-4000 R LA-25  
Extra Heavy Duty  
Pedestal System

## TORO-4000 LA-25 and LA-37, TORO-4011 LA-37

The Artisan models TORO-4000 LA-25 and LA-37 and 4011 LA-37 series machines are Heavy Duty Long Arm Cylinder Bed Lockstitch Sewing Machines. The stitchers are designed to sew heavy weight products with an adjustable length stitch regulator, oscillating shuttle, and a reverse feed mechanism. The Three models use the same #794 needles and bobbins. These heavy stitchers are designed to sew from a very short stitch length up to 2.5 stitches per inch. The TORO-4000 long arm stitchers are intended for stitching on medium-heavy to extra heavy weight textiles and leathers such as golf bags, saddle pads and blankets. The long arm machines are also used for stitching high temperature blankets to keep industrial machinery warm in extreme climates and for stitching and quilting very large ordnance protective blankets and shields. All Three models are only available with the Extra Heavy Duty Artisan LA pedestal system as shown.

Contact Artisan for additional information concerning your product application.

**TORO-4000 P LA-37** The LA-37 has a 37" working area from the needle to the vertical arm and is intended for heavy production sewing. These two sewing machine styles are known as Compound Needle Feed Walking Foot stitchers and are designed to sew heavy to extra heavy textiles and leathers with a completely equal distant stitch length. The lever operated stitch length regulator is also a reverse handle for back-tacking when pushed to the full up position. These top-of-the-line TORO models are manufactured to the highest quality standards for continuous production sewing. Both machine stitch up to 7/8" thick and sew threads up to size 415 with an oscillating shuttle hook system. A center hand wheel mounted on the front of the LA-37 machine is used to reposition the needle up or down. The bobbin winder of the TORO-4000 P is located on the top of the sewing machine casting. The TORO-4000 R bobbin winder is located in the front of the 25" stitcher.

**TORO-4000 R LA-25** The Model TORO-4000 R LA-25, has a 25 inch long working area.

**TORO-4011 LA-37** This model is another Heavy Duty 37" Long Arm Cylinder-Bed Machine, but sews "UP-THE-ARM". The machine sews from the end of the cylinder towards the hand wheel. Most machines sew from the front or near the operator to the rear of the machine away from the operator. The 4011 sews from left to right. Placing the machine into the reverse position and the machine will sew backwards, from right to left. The TORO-4011 LA-37 is a Drop Feed Lockstitch Sewing Machine. It is not a walking foot system. A hand wheel mounted on the front of the machine turns and is used to reposition the needle up or down. The machine sews up to 1/2" thick and up to size 415 threads with a large barrel oscillating shuttle hook system.

# ARTISAN® SEWING MACHINES

## TORO-3000, TORO-4000 R, TORO-4000 P

Artisan model TORO-3000 and 4000 series machines are Compound Needle Feed, Walking Foot Cylinder Bed Lockstitch Sewing Machines. The stitchers are designed to sew heavy weight products with an adjustable length stitch regulator, oscillating shuttle, and a reverse feed mechanism. All of the models use the same #794 needles, bobbins and high mortal-ity replaceable spare parts. The heavy stitchers are designed to sew from a very short stitch length up to 2 stitches per inch or about 12 mm long.

Most of these machines are for stitching on medium-heavy to extra heavy leathers such as saddles, harness, heavy and light tack, chaps, chinks, cases and bags. Manufacturers are currently using these models for sewing a decorative stitch on high fashion denim Jeans. Others are utilizing this TORO series for stitching specialty filters, anti-mine apparel, flack jackets, small arms protection vests and blankets. Some use the TORO-4000 series for producing high temperature blankets to keep industrial machinery warm in extreme climates.

Artisan also manufactures an optional work platform to convert the cylinder bed of these TORO stitchers into a flat bed type stitching machine. Contact Artisan for additional information concerning your product application.

- TORO-3000** An Extra Heavy Duty 9" Long Cylinder-Bed Harness and Saddle Stitching Machine. Sews Leather up to 3/4" Thick and up to size 346 threads. This model includes a traditional style Bobbin Winder mounted on the table top. Normally the TORO-3000 is complete with an Artisan EP Pedestal, ESM electronic servo motor, 2 speed, speed reducer, a halogen lamp, and all of the necessities to begin stitching as soon as you receive the complete machine. We have delivered over 1100 units since the introduction of our new Artisan brand TORO-3000 machines on July 18, 2005.
- TORO-4000 R** This Extra Heavy Duty 16 1/2" Long Cylinder-Bed Harness and Saddle Stitching Machine is a Compound Needle Feed Walking Foot machine that sews Leather up to 3/4" Thick and up to size 346 threads. The TORO-4000 R has a built-in Bobbin Winder and performs the same as the TORO-3000 however for the cylinder bed length. The 4000 R is available with either our model Ped-500, EP pedestal motor drive unit or our heavier duty optional model Ped-600 motor drive unit.
- TORO-4000 R LA-25** A 25" working area from the needle to the vertical arm is the main feature of this long arm stitcher. All other features are the same as the above machine. The 25" machine is normally mounted on our extremely heavy duty cast iron pedestal as shown.
- TORO-4000 P** The Professional Model TORO-4000 P, is designed for heavy production sewing and is also Extra Heavy Duty Cylinder-Bed Harness and Saddle Stitching Machine. This top-of-the-line TORO model is manufactured to higher standards necessary for continuous production sewing and at higher operating speeds. The 4000 P with a 16 1/2" Cylinder Bed Arm Length sews Leather up to 7/8" Thick and up to size 415 threads. The bobbin winder of the TORO-4000 P is located on the top of the sewing machine casting. This heavy duty stitcher is available on the Artisan H/D adjustable pedestal with the gas spring or the heavy duty PED-600 motor drive unit.



TORO-3000



TORO-4000 R



TORO-4000 P

TORO-4000 R LA-25



TORO-4000 P  
H/D Pedestal  
System

TORO-4000 R  
Shown on Ped-600 System.  
Also Available with  
Ped-500



TORO-3000  
EP Ped-500  
With Optional  
Work Platform



TORO-3000  
EP Ped-500

# ARTISAN® SEWING MACHINES



TORO-4500



TORO-1320



TORO-4600  
Complete



TORO-7334

## TORO-4500, TORO-4600, TORO-4700

- TORO-4500** An Extra Heavy Duty Flat Bed Compound Needle Feed Walking Foot Stitching Machine with Reverse. The TORO-4500 Sews Leather, Webbing, Canvas and Fabrics up to 7/8" Thick and up to size 415 threads. A Large Barrel Shuttle with a built-in Bobbin Winder. The working area of this quality stitcher is 16 1/2".
- TORO-4600** This Extra Heavy Duty 16 1/2" working area flat bed Drop Feed Walking Foot Stitcher sews up to 5/8" thick. The machine has a reverse lever for back stitching and a 7 class style oscillating shuttle hook. This machine is a workhorse for heavy, dense textiles.
- TORO-4700** The TORO 4700 is also a Extra Heavy Duty flat bed Drop Feed Walking Foot Stitcher with a 16 1/2" working area This model sews up to 1" thick. Both machines have a 7 class barrel shuttle hook, reverse feeding, built-in bobbin winders and will sew up to 2 stitches per inch.
- TORO-1320** The TORO-1320 is another Very Heavy Duty Long Arm Flat Bed Alternating Feed Walking Foot Stitching Machine with a Fully Rotating Hook and Reverse Feed. Model 1320 is a high production machine designed to sew heavy textiles at moderately higher speeds. One would use this style stitcher to sew products up to about 5/8" and up to 1200 SPM. Webbing, Belting, Harness, Tarpaulins, Canvas, and just about any Heavy Textile product can be sewn with a TORO-1320. The working area is 17 inches from the needle to the vertical arm and the machine sews up to size 415 threads. The Artisan model TORO-1320 is similar to a Singer 132 K 6 and uses a rotating hook and a bobbin about the size of a silver dollar coin.
- TORO-7334** This model is an Extremely Heavy Duty Flat Bed Alternating Feed Walking Foot Stitching Machine with Reverse. The 7334 is designed to sew heavy to extremely heavy textiles such as Webbing, Belting, Harness, Tarpaulins, Buffing Wheels, Canvas, and Heavy Textiles up to 1 1/4" Thick and up to size 554 threads. The model 7334 is similar to a Singer 7 Class with the extra large bobbin and shuttle hook. Most of the high mortality spare parts are interchangeable with a 7-33 Singer and a Consew 733-5. The machine has a working area of 16 1/2" .

# ARTISAN® SEWING MACHINES

## 5110 SERIES, 4518 SERIES, 4608 SERIES, 4618 SERIES, 6191 SERIES Post Bed Lockstitch Machines.

"Post-Bed" styles of lockstitch machines are normally used in the production of footwear, upholstery, caps and orthopedic products. In today's world many are using post bed sewing machines for decorative stitching on western boot tops as well as assembly of boots and shoes. Others use the machines for the assembly of ball caps, pillows and cushions.

- 5110 The 5110 is a simple to operate single needle machine with a 7" tall post, a roller presser foot and a drop feed system with a feed dog. The machine is an updated modern style with a dial type stitch length regulator and has a lever operated reverse mechanism for back tacking. Many of the high mortality spare parts are interchangeable with a Singer model 51 class.
- 5120 The 5120 is also a simple Two Needle machine with a 7" tall post. The roller type presser foot is mounted to the left side of the needles. A dial type stitch length regulator and a lever operated reverse handle mechanism for back tacking are some of the additional features. Several needle gauges are optionally available.
- 4518 This machine series is a Needle Feed style. The post is 7" tall with a stationary presser foot system. The 4518-1 is a single needle model and the 4518-2 is a double needle version. The "walking needle" system is designed to sew more difficult fabrics or leathers and to reduce ply slippage. The single needle version is available with a right side stitching bed (model 4518-1R Hook to the right of the needle) or a left side stitching bed (model 4518-1L hook to the left of the needle) These machines includes a dial operated stitch length and a lever operated reverse feeding lever are included. Standard available gauge for the double needle machines 2.4 mm. By special order some other optional gauges sizes may be available. The machines use a size "G" Bobbin.
- 4618 The 4618 series has a gear driven roller presser foot and gear driven roller feeder with a needle feed mechanism. This series of machine is also a 7" tall post bed lockstitch. A push button stitch length regulator is standard. Reverse is not available, but an optional 2 needle version with a 2.4 mm gauge, Model 4618-2, is by special order.
- 4608 Model 4608 series are Compound Needle Feed Walking Foot Machines. Two sub classes are available. A single needle version, model 4608 and a double needle version, model 4608-2. Both model have a 7" tall post and use Large Rotating Hooks with size "U" bobbins. The machine mechanisms are similar to the Artisan model 4400/4420 series flat beds, except are post bed machines. Reverse feed and a dial stitch length regulators are standard. Available standard needle gauges are 8 mm and 9.5 mm. By special order some additional needle gauge sizes are available.
- 6191 Model 6191 series are Compound Needle Feed Walking Foot Machines with an extremely tall 17" post bed. Several sub classes are available. Four classes of single needle machines similar to the Artisan model 4518 series are available, and one double needle version, model 6191-2B. All of the Artisan models use Large Rotating Hooks with size "U" bobbins. The machine mechanisms are similar to the Artisan model 4400/4420 series flat beds, except are tall post bed versions. Reverse feed and a dial stitch length regulators are standard. Available standard needle gauges are 8 mm and 9.5 mm. By special order some additional needle gauge sizes are available. Telephone Artisan for additional information.
- 4699 The Artisan model 4699 is similar to the model 6191 single needle tall post bed machine. The needle of this Compound Needle Feed Walking Foot machine is located to the right side of the rotating hook. Hook on the left. The advantage of this machine is that the 17" tall post is hinged and is able to tilt forward towards the operator to load or unload bulky items under the presser foot without damaging your work.



5110



4518-2



4618



4608-2



6191-L



4699-L



2618-1B



2698.1



29-272



29-172  
Complete

## 2618-1B, 2698-1, 29-273, 29-173 Post Bed Lockstitch Machines.

“Cylinder-Bed” lockstitch machines are normally used in the production of hand bags, purses, footwear, upholstery, caps and orthopedic products. Cylinder Bed sewing machines are mostly used to reach into smaller places where a flat bed sewing machine is just not practicable. These machines sew around the arm with the exception of the 29 class machines that are known as Universal Feed machines and will sew 360°.

**2618-1B** This model is a Compound Needle Feed Walking Foot, Cylinder Bed Stitching Machine with Reverse feed. Some additional features of the 2618-1B is that the machine uses a Big Bobbin Rotating Hook and a size “M” Bobbin. On top of the machine is a dial operated knob. When turned from a smaller number to a larger number, the step of the presser feet is increased. This feature causes the machine to step up to an obstacle and then to walk over the seam or welt cord or obstacle. The presser feet lifting lever is place on the front of the machine making lifting the feet by hand far simpler than previous models.

**2618-1B LTHR** The leather model is designed to stitch any type of leather with a quality stitch formation and without damaging the leather in any way. The 2618-1B LTHR sews from a piece of paper thickness up to a little over 3/8” of leather, compressed. The machines will easily sew from size 33 up to size 138 threads.

**2698-1** An Artisan model 2698-1 Cylinder Bed Compound Needle Feed Walking Foot Machine is primarily designed to stitch binding onto textiles or leathers. The machine has a very small diameter cylinder to get into small places and a normal size “L” bobbin with a rotating hook is used. The machine includes a synchronized feed plate with the needle feed and walking foot mechanism to help the binding fabric stitch onto the body of item being sewn without puckering or “roping” or sheering the binding. A binder attachment can be ordered separately and is optional. For example, this is the perfect machine to apply leather or fabric binding onto the edge of a book jacket or to a hand bag or purse or to any item that should have binding sewn to protect the edge of the product or for just decorative purposes.

**29-172 SB** This model is known as a 12” Arm Cylinder Bed, Universal Feed Patching and Stitching Machine. The 29-172 has a small bobbin, about the size of US dime coin, and a very small diameter cylinder enabling the operator to stitch in very small areas. The feed system rotates 360° and the machine will sew in a circle or one can sew a right angle turn without pivoting the fabric. Of course, one can sew a straight line of stitching too. Originally this style sewing machine was designed to repair rips, tears, and open seams in shoes and boots. The machine became known as a “patcher” for obvious reasons. Today this style of machine is still used for repairs, and one or more can be found in almost every shoe repair shop known. Many people also use a “patcher” to sew on appliques, embroidered Emblems and patches on garments without first opening up the sleeve seam. “Patchers” have many many uses. However, “patchers” are not harness stitchers and will only sew up to about 1/4” of thickness. Because 29 class machines feed with the presser foot and have “teeth” on the bottom of the foot, marks are left on soft leathers. Of course, the stitch length is easily adjustable.

**29-273 BB** The Artisan model 29-273 is known as a Long Arm Cylinder Bed, Universal Feed Patching and Stitching Machine. This model has a large bobbin and the cylinder arm is 18 inches in length. All the features of the long arm machine are similar to the short arm except for the length of the cylinder and that the bobbin in this model is larger and holds more thread. The bobbin is about the size of a US nickel coin.

# ARTISAN® SEWING MACHINES

## A-100-2, 5550 SERIES, 518 SERIES, 1988 MDZ DROP FEED LOCKSTITCH SINGLE NEEDLE SEWING MACHINES

Single needle lockstitch machines with a drop feed mechanism are the most common type of sewing machine. This style is also the most prevalent type of machine used in both apparel production and in the dressmakers shop or in the alteration room. All of the Artisan models shown here have a rotating hook with a fully automatic pump lubrication system and include a lever for back tacking or stitching in reverse. All of the models include a dial operated stitch length system and needle bearing link type take-up lever.

- A-100-2      An Artisan model A-100-2 is a quality sewing machine designed to give quality service and performance in a high production plant or, using the correct Artisan ESM servo motor drive unit, the machine is extremely controllable for a tailoring operation. Many use this model in the alteration and manufacturing of Draperies, Jeans, Pants, Shirts, Jackets, sheets, pillow cases, dresses, and normal weight apparel. The maximum sewing speed is up to 4,800 stitches per minute.
- 5550 Big H      This Quality Lockstitch Single Needle Machines is designed for sewing light to medium heavy fabrics like leather, denim or light upholstery. The difference of this machine is that it has a Big Bobbin "M" size Rotating Hook with double the bobbin thread capacity. The machine also has a slightly longer needle bar stroke. Maximum sewing speed is up to 3,500 spm.
- 5550 Big LTHR      The leather model includes a roller presser foot and gauge set. The roller presser foot helps the operator to follow an exact stitching line and to make quick and sharp turns for decorative stitching on boot tops, construction of boots and shoes and stitching light to medium leather and light upholstery textiles. With a size "M" bobbin, the operator is able to sew for longer intervals between bobbin changes. The Maximum sewing speed is up to 3,500 spm.
- 518      Artisan model 518 series are High Speed Production Needle Feed Lockstitch Sewing Machines with Reverse Feed and Automatic Lubrication. A needle feed system is designed and used to reduce the possibility of ply slippage between the layers of fabric being sewn. One would choose a needle feed machine when interested in stitching fabrics that slide on each other. If your fabrics start out even at one end and at the other end one ply is longer than the other, choose an Artisan model 518 series needle feed machine to resolve your issues. The Maximum sewing speed is up to 5,500 spm
- 518-B      The 518-B is another needle feed lockstitch, but has a Big Bobbin "M" size Rotating Hook to hold more thread with a heavy duty gauge set for stitching heavier fabrics. This model is not for extremely light fabrics. The Maximum sewing speed is up to 5,500 spm
- 1988 MDZ      A Top-of-the Line Very High Quality Lockstitch Sewing Machine. The Artisan model 1988 MDZ is a true state of the art machine with a programmable Automatic Thread Trimming System. A direct drive Ho Hsing HVP-20 DC servo motor is mounted inside the sewing machine casting and not under the table top. No "V" belt is necessary. An operator or supervisor can program the needle positioner motor system for stitch counting, back-tacking and presser foot lifting. The C-300 M stitch counter mounted on the top of the machine is reliable and very accurate. The machine has a completely sealed pressurized lubrication system and the machine is extremely quiet and vibration free at up to 5,500 stitches per minute. Phone Artisan for additional specifications and information.



A-100-2



5550-Big



518



1988 MDZ  
Complete



5550 Big LTHR  
Complete

## NP-10 H, NP-4 H, AK-20, TORO-1020 LEATHER SKIVING, STRIP CUTTING, AND SPLITTING MACHINERY

- A skiving machine is designed to bevel the edge of leather and rubber like textiles. These machines are production tools and widely used in the trades. Skiving machines are adjustable as to how deep they cut and at what angle is the cut. The distance of the bevel from the edge of the leather to the inside is also adjustable. Artisan Bell Knife Skivers include a clutch type self sharpening device and have an internal transmission to vary the cutting and feeding speeds. Most of the replaceable high mortality spare parts like knives, feed rollers and sharpening stones are interchangeable with several European and Japanese made machines.
- NP 10 H** Our heavy duty skiver is called a Top & Bottom Feed Leather Skiving Machine. In this case there is a gear driven top roller that applies pressure on the leather and in conjunction with the lower feed roller pulls the work through the machine. The operator only guides the work, but the machine feeds the goods through. This top/bottom style machine will skive up to 15/16 oz. skins or less in just one pass through the machine. The machine comes with 3 different shapes of top feed rollers. Depending on your requirements, the NP-10 is up to the skiving task.
- NP 4H** The Artisan Standard Duty Leather Skiving Machine is a workhorse. The machine will easily skive all types of leather from very light and up to about 9/10 oz. goods in one or two easy passes. The difference between the standard machine and the top/bottom feed machine is that on this machine you help pull the leather through the machine and with the NP-10 H the machine pulls the leather over the bell knife. A bell knife sharpener and a 3 speed transmission are standard features.
- AK-20** The Artisan Strap and Belt Cutting Machine is adjustable in cutting widths for belting or straps. Depending on where one sets the cutting blades, the machine cuts widths from 1 mm wide up to 14" wide. Eight sets of blades are included with the machine. Additional sets are easily obtainable. The machine cuts any length of leather belting in a straight and accurate fashion. The feed rate can be set to run very slowly or up to a high rate of speed, your choice. The AK-20 is easy to use and the production rate can be astounding.
- TORO-1020** 20" wide stationary knife leather splitting machine. Leather feeds over the very sharp stationary knife blade to uniformly split your skins or to level any high spots. Several adjustments are possible. The machine feeds very slowly and is accurate. The TORO-1020 is primarily designed for the saddle maker, harness maker or leather crafter who needs an affordable simple to operate leather splitter.



**NP-4 H**  
Bell Knife  
Skiver



**NP-10 H**  
Top and Bottom  
Feed Skiver



**TORO-1020**  
20"  
Stationery Knife  
Leather Splitter



**AK-20**  
14" wide  
Belt and Strip  
Cutter

## 732 and 752 SERIES Overlock and Serger Machines

- 752-17 The Artisan model 752017 is a High Speed Three Thread Serger, The machine has One Needle with Differential Feed and Automatic Lubrication System. A push button stitch length regulator is standard.
- 752-13 A Four Thread Mock-Safety Overlock with Two Needles, Differential Feed and Automatic Lubrication System. A push button stitch length regulator is standard.
- 732-70 This model is a Five Thread, Two Needle Safety Stitch Overlock with Differential Feed, Automatic Lubrication and a Push Button Stitch Regulator.
- All of the high speed high quality 752 and 732 series are interchangeable with Pegasus spare parts, needles, loopers, and gauge sets.  
A roll edge conversion is also optionally available.

**732-70**  
Overlock  
Machine



## 373 SERIES Button Stitcher Machine

- B-373 NS High Speed, High Production Button Attaching Machine Two or Four Hole Flat Buttons with an Automatic Thread Trimmer.



**2502**  
Heavy Duty  
Carpet Serger

## 300 U SERIES

- 300U 1C The Artisan 300U 1C is Single Needle Walking Foot Compound Needle Feed Double Locked Chainstitch Machines with Semi-Automatic Lubrication and a Stitch Length Regulator. Max 4,000 SPM.
- 300U 2P Double needle Needle Feed Double Locked Chainstitch Machines with Semi-Automatic Lubrication and a Stitch Length Regulator.



**CM-500**  
Portable  
Blindstitch  
Machine

## CM-500 Portable Blindstitch Machine

- CM-500 The Artisan Portable Blindstitch Machine is a Single thread chainstitch style complete with a 110 volt motor and Electronic Presser Foot Speed Controller. The machine has a lever adjustable device for sewing either a 2:1, skip stitch or a 1:1 ratio non-skip, single thread blindstitch. The machine is best used for hemming dresses, pant cuffs, drapery hems, and any other product that requires a "blind" or invisible stitch from the outside of the garment.



**B-373-NS**  
Button  
Sewer



## 2502 Heavy Duty Carpet Serger

- 2502 High Performance Two Thread Carpet Serging Machine. For Binding Automotive and Commercial Carpets and Rugs

**300 U**  
Heavy Duty  
Double Locked  
Chainstitch  
Needle Feed  
Machines



# ARTISAN® SEWING MACHINES




**200-B**  
20 Ton "Clicker"  
Hydraulic  
Die Cutting Machine  
220 volt 1 ph.  
**\$4550.00**



**100-B**  
10 Ton "Clicker"  
Hydraulic  
Die Cutting Machine  
220 volt 1 ph.  
**\$2950.00**



**1000 H**  
Buffing and Finishing  
Machine with a  
Vacuum Waste  
Disposal System  
and a  
Variable Speed  
Motor Controller  
220 volt 1 Ph.  
**\$1950.00**



**BKS-420**  
16" Automatic  
Band Knife  
Splitter  
with Dust Collector.  
Max split thickness  
8 mm or 5/16"  
Min Split 1/32"  
Feed Rate up to  
30 feet per minute.

220 volt 3 Ph.  
**\$16,500.00**

## D.C. Electronic Servo Motors

110 volt Electronic Servo Motors for most all sewing applications.  
All of the D.C. motors include a 4 position switch to control the maximum speed sewing machine speed.

All ACF and ATN motors feature direct drive, are clutch-less, and include an electronic brake. Each motor has a 110 volt outlet to power a lamp. These motors include a red color illuminated power ON/OFF switch. No wiring is necessary.



### ACF-500 A

Features: Needle Positioner  
Synchronizer  
Handwheel (as shown)  
Trimmer signal

500 Watt DC Servo Motor  
\$245.00



### ACF-500 B

Features: Needle Positioner  
Synchronizer  
Handwheel (as shown above)

500 Watt DC Servo Motor  
\$195.00



### SR-2

2 Speed 1:3 and 1:2  
Speed Controller / Speed Reducer  
\$145.00



### ACF-500 C

500 Watt DC Servo Motor  
\$160.00



### ATN-400 B

400 Watt DC Servo Motor  
\$145.00

BG-SR-2  
Belt Guard for  
Speed Reducer  
And Servo Motors  
\$125.00



### LSC-400


Line Shaft Transmitter  
Non Electrical Clutch Type Device.  
\$145.00



Powered by an External Rotating Source such as a Line Shaft or P.T.O.



Viewed from the BACK SIDE With the Belt Guards Removed  
And from the FRONT SIDE With the Belt Guards Attached



### LDA-1 LDA-2 LED Lamps

The LDA Lamps include 6 White in Color LED Lamps that are magnetically mounted to the needle bar area of Sewing Machines.

Model LDA-1 has 6 "lights" in a row.  
The Model LDA-2 has 6 "lights" in a "V" shape

Both models include 9 wire holders and a multi-voltage transformer 95v-260 v. with an on/off switch

**SPECTACULAR ILLUMINATION**  
\$19.50



### PR-204






Table Mount 27" Halogen Lamp  
with 110v. Transformer  
\$45.00  
Black only



### PR-215

"C" Clamp Mount  
Halogen Lamp  
With a Dual Voltage  
110v/ 220v. Transformer  
\$56.00

# ARTISAN® SEWING MACHINES RETAIL PRICE LIST June, 2008

	618-1 sc	Compound Needle Feed Walking Foot Upholstery Type Sewing Machine with a Safety Clutch, Reverse Tacking Lever. Sews up to 7/16", Thread up to 207. Complete with an Artisan D.C. Electronic Servo Motor Drive Unit. Max 2000 SPM.	\$1470.00
	618-1 SC LTHR	Compound Needle Feed Walking Foot Leather Stitching Machine. Sews up to 7/16" of Leather. Thread up to size 207. Complete with a ball bearing 2 Speed, Speed Reducer and an Artisan D.C. Electronic Servo Motor Drive Unit.	1595.00
	618-1 D2	Automatic Underbed Thread Trimmer, Needle Positioner Motor, Quick Reverse Compound Needle Feed Walking Foot Sewing Machine. Complete with a Ho Hsing HVP Electronic Servo NP Motor Drive Unit with Electric Programmable Presser Foot Lifter and Stitch Counter Drive Unit, Max 2000 SPM	2250.00
	1797AB	Walking Foot Drop Feed heavy fabric and webbing sewing machine with Automatic Lubrication. Complete with an Artisan D.C. Electronic Servo Motor Drive Unit. Max 2000 SPM.	1070.00
	1797AB LTHR	Walking Foot Drop Feed Leather Stitching Machine with Automatic Lubrication. Stitches leather up to 3/8" thick with thread to #138. Big size "M" Bobbin. Complete with Speed Reducer and Artisan D.C. Electronic Servo Motor Drive Unit. 180 SPM.	1275.00
	797AB NS	New Style Walking Foot Drop Feed heavy fabric and webbing sewing machine with Automatic Lubrication. Complete with an Artisan D.C. Electronic Servo Motor Drive Unit. Max 2000 SPM.	1350.00
	797AB NS LTHR	New Style Walking Foot Drop Feed Leather Stitching Machine with Auto. Lube. Stitches leather up to 7/16" thick with thread to #207 needle thread, 138 bobbin thread. Big size "M" Bobbin. Complete, Speed Reducer Servo Motor Drive Unit.	1495.00
	797AB-8001	13" working area Longer Arm Flat Bed Walking Foot Drop Feed Leather Stitching Machine with an Automatic Lubrication.	1775.00
	797AB-8001 LTHR	Stitches leather up to 7/16" thick with thread to #207. Complete with Speed Reducer and Servo Motor Drive Unit. 180 SPM	1990.00
	TORO-1320	Heavy Duty Walking Foot Flat-Bed Stitching Machine with a Rotary Hook and Reverse. Sews Leather up to 5/8" Thick and up to size 346 threads. 17" Working Area. Spare Parts interchangeable with 132 K 6 Complete on a Heavy Duty Adjustable Artisan D.C. Electronic Servo Motor Drive Unit. Max. 1200 SPI	1750.00
	TORO-3000	Extra Heavy Duty Cylinder-Bed Harness and Saddle Stitching Machine. Compound Needle Feed Walking Foot with Reverse. Sews Leather up to 3/4" Thick and up to size 346 threads. A Large Barrel Shuttle with a Traditional Bobbin Winder mounted on the table top. Short 9" Cylinder Arm Length. Complete on a EP Adjustable Pedestal and Artisan D.C. Electronic Servo Motor Drive Unit with an SR-2 Speed Reducer.	2190.00
	TORO-4000 R	Extra Heavy Duty Cylinder-Bed Harness and Saddle Stitching Machine. Compound Needle Feed Walking Foot with Reverse. Sews Leather up to 3/4" Thick and up to size 346 threads. A Large Barrel Shuttle with a built-in Bobbin Winder. 16 1/2" Cylinder Bed Arm Length. Complete with Ped 500 or 600 Pedestal and Artisan D.C. Electronic Servo Motor Drive Unit with SR-2 Speed Reducer.	(Ped-500) 2995.00 (Ped-600) 3150.00
	TORO-4000 LA-25	The same Features as T-4000 R Except the Cylinder Arm measure a full 25" from the needle to the Vertical Arm.	3550.00
	TORO-4000 P	Professional Model, (for heavy production sewing) Extra Heavy Duty Cylinder-Bed Harness and Saddle Stitching Machine. Compound Needle Feed Walking Foot with Reverse. Sews Leather up to 7/8" Thick and up to size 415 threads. A Large Barrel Shuttle with a built-in Bobbin Winder. 16 1/2" Cylinder Bed Arm Length. Complete on a Heavy Duty Adjustable Pedestal and Artisan D.C. Electronic Servo Motor Drive Unit with an SR-2 Speed Reducer.	3950.00
	TORO-4500 R	Extra Heavy Duty Flat Bed Compound Needle Feed Walking Foot Stitching Machine with Reverse. Sews Leather, Webbing, Canvas and Fabrics up to 3/4" on R model and 7/8" Thick on "P" model and up to size 415 threads. A Large Barrel Shuttle with a built-in Bobbin Winder. 16 1/2" Arm Length. Bobbin winder on Top "P", and located on front "R" Complete on an Artisan D.C. Electronic Servo Motor Drive Unit with an SR-2 Speed Reducer.	3350.00
	TORO-4500 P		4150.00
	TORO-7334	Extremely Heavy Duty Flat Bed Alternating Feed Walking Foot Stitching Machine with Reverse. Sews Webbing, Canvas, and Textiles up to 1 1/4" Thick and up to size 554 threads. A Extra Large Barrel Shuttle and Huge Bobbin with a 16 1/2" Arm Length. Complete on an Artisan D.C. Electronic Servo Motor Drive Unit with an SR-2 Speed Reducer.	7250.00
	2618-1B LTHR	Compound Needle Feed Walking Foot, Cylinder Bed Leather Stitching Machine with Reverse. "M" Bobbins. Complete with Speed Reducer, Artisan EP Pedestal and ESM Servo Motor Drive Unit. 180 SPM	2525.00
	2618-1B	Compound Needle Feed Walking Foot, Cylinder Bed Stitching Machine with Reverse Complete with Artisan EP Pedestal and Artisan D.C. Electronic Servo Motor Drive Unit. 2000 SPM.	2270.00
	2698-1	Cylinder Bed Compound Needle Feed Walking Foot Stitching Machine with a Synchronized Binder system. "L" Bobbin. Complete with an Artisan EP Pedestal and an Artisan D.C. Electronic Servo Motor Drive Unit. 180 SPM	2550.00
	29-273 BB	Long Arm Cylinder Bed, Universal Feed Patching and Stitching Machine with a large bobbin, 18" Arm Length Complete with Speed Reducer, Artisan EP Pedestal and ESM Servo Motor Drive Unit. 140 SPM	2195.00
	29-172 SB	Short Arm Cylinder Bed, Universal Feed Patching and Stitching Machine with a small bobbin, 12" Arm Length Complete with Speed Reducer, Artisan EP Pedestal with an Artisan D.C. Electronic Servo Motor. 140 SPM	1695.00
	4618	7" Tall Single Needle Post Bed Lockstitch Machine with a Needle Feed, Driven Roller Presser Foot and Roller Bottom Feed Stitching Machine. "L" Bobbin Complete with an Artisan D.C. Electronic Servo Motor Drive Unit. Max 3300 SPM	2170.00
	5110	Post Bed, 7" Tall Single Needle Leather and fabric Stitching Machine with Reverse. Complete with an Artisan D.C. Electronic Servo Motor Drive Unit. Max 2500 SPM	1550.00
	5120	Post Bed, Two Needle 7" Tall Leather and fabric Stitching Machine with Reverse.	1685.00
	4518	Double Needle, Needle Feed 7" Tall Post Bed Lockstitch Sewing Machine with Reverse. Standard Gauge 1/8" Complete with an Artisan D.C. Electronic Servo Motor Drive Unit. Max 2200 SPM. "G" Bobbin	2250.00

	1988 MDZ	Very High Quality Lockstitch Sewing Machine with Automatic Thread Trimming, Needle Positioning, Quick Reverse, Thread Wiper and Sealed Automatic Lubrication System. Complete with Ho Hsing HVP-20 Direct Drive Internal Mini Servo Motor. Programmable Stitch Counter and Accessories. Maximum 5,500 stitches per minute. Needle 16 x 231	\$1650.00
	A-100-2	Quality Lockstitch Sewing Machine with Reverse and Automatic Lubrication. Needle 16 x 231 Complete with Artisan D.C. Electronic Servo Motor drive unit. Maximum 4,800 stitches per minute.	750.00
	5550 Big H	Quality Lockstitch Single Needle Machines with Reverse and Automatic Lubrication. The H model is for Med/Heavy to Hvy or Thick Fabric sewing like Leather, Denim or Upholstery. A Big Bobbin "M" size Rotating Hook with double the thread capacity.	875.00
	5550 Big LTHR	The LTHR model has a roller presser foot and gauge set and includes a SR-2 Speed Controller. Needle 135 x 5 Complete with Artisan D.C. Electronic Servo Motor drive units. Maximum sewing speed up to 3,500 SPM.	950.00
	518	High Speed Production Needle Feed Lockstitch Sewing machine with Reverse Feed and Automatic Lubrication.	950.00
	518-B	Model "B" has a Big Bobbin "M" size Rotating Hook with H/D Gauge set. Needle 135 x 5 Complete with a Artisan D.C. Electronic Servo Motor Drive Unit. Max. 5,500 SPM	1050.00
	AK-20	14" Strap and Belt Cutting Machine. Adjustable cutting widths for "strings", belting or strap goods. Designed to cut widths from a minimum of 1 mm wide and strips up to 14" wide. Cuts any length of leather, straight and accurate. Easy to use. Complete with Motor Drive Unit.	2095.00
	4400 RB	Heavy Duty Single Needle Compound Needle Feed Walking Foot Machines with Automatic Lubrication and Reverse. Can be adjusted to sews up to size 277 threads. Needles 135 x 17.	1995.00
	4420 RB	Heavy Duty Two Needle Compound Needle Feed Walking Foot Machines with Automatic Lubrication and Reverse. Both models use Extra Large "U" Bobbin Rotating Hooks. Complete with an Artisan D.C. Electronic Servo Motor Unit.	2695.00
	4400-25	25 Inch Working area, Long Arm Heavy Duty Single Needle Compound Needle Feed Walking Foot Machines with Reverse	3750.00
	4420-25	25 Inch Working Area, Long Arm Heavy Duty Double Needle Compound Needle Feed Walking Foot Machines with Reverse Both Models use Extra Large "U" Bobbin Rotating Hooks. Complete with an Artisan D.C. Electronic Servo Motor Drive Unit. Maximum Stitching speed up to 1800 SPM. Needle 135 x 17	4050.00
	TORO-4600	Extra Heavy Duty 16 1/2" working area flat bed drop feed Walking Foot Stitcher. Sews up to 5/8" thick.	2495.00
	TORO-4700	Extra Heavy Duty 16 1/2" working area flat bed drop feed Walking Foot Stitcher. Sews up to 1" thick. Both machines have a 7 class type barrel shuttle hook include reverse feeding, a built-in bobbin winders and will sew up 2 stitches per inch. Available with a Heavy Duty Adjustable Double "T" Leg Motor Drive Unit with 2 Speed, Speed Controller and an Artisan D.C. Electronic Servo Motor .	2950.00
	TORO-4000 LA-37P	Extra Heavy Duty 37" Long Cylinder-Bed Stitching Machine. Compound Needle Feed Walking Foot with Reverse. Sews up to 7/8" Thick and up to size 415 threads. A Large Barrel Shuttle with a built-in Bobbin Winder. 37" Arm Length. Heavy Duty Adjustable Pedestal Motor Drive Unit with 2 Speed, Speed Reducer and Artisan D.C. Electronic Servo Motor .	7750.00
	TORO-4011 LA-37P	Heavy Duty 37" Long Cylinder-Bed "UP-THE-ARM" Stitching Machine. Drop Feed Lockstitch with Reverse. Sews up to 1/2" Thick and up to size 415 threads. A Large Barrel Shuttle with a built-in Bobbin Winder. 37" Arm Length. Heavy Duty Adjustable Pedestal Motor Drive Unit with 2 Speed, Speed Reducer and Artisan D.C. Electronic Servo Motor .	7995.00
	TORO-1020	Stationary 20" Knife Leather Splitter. Complete with an Artisan Electronic DC Servo Motor Drive Unit.	1995.00
	NP 10 H	Top & Bottom Positive Feed Leather Skiving Machine. Complete with an Artisan D.C. Electronic Servo Motor Drive Unit.	2195.00
	NP 8	Skiving Machine for Belts. Complete with an Artisan D.C. Electronic Servo Motor Drive Unit	1795.00
	NP 4H	Standard Duty Leather Skiving Machine. Complete with an Artisan D.C. Electronic Servo Motor Drive Unit.	1450.00
	CM-500	Portable Blindstitch Machine. Single thread chainstitch complete with a 110 volt motor and Electronic Presser Foot Speed Controller. 2:1 and 1:1 ratio, single thread chainstitch machine for hemming "skip" stitch or "non-skip" stitch.	365.00
	B-373 NS	High Speed, High Production Button Attaching Machine, Two or Four Hole Flat Buttons with an Automatic Thread Trimmer. Complete with a 110 volt Motor Drive Unit.	1950.00
	2502	High Performance Two Thread Carpet Serging Machine. For Binding Automotive and Commercial Carpets and Rugs Complete with an Artisan D.C. Electronic Servo Motor Unit.	3495.00
	752-17	Three Thread Serger, One Needle with Differential Feed and Automatic Lubrication. Push Button Stitch Regulator. Complete with Fully Submerged and Artisan D.C. Electronic Servo Motor Drive Unit.	1175.00
	752-13	Four Thread Mock-Safety Overlock, Two Needles with Differential Feed and Automatic Lubrication. Push Button Stitch Regulator. Complete with a Fully Submerged Artisan D.C. Electronic Servo Motor Drive Unit.	1250.00
	732-70	Five Thread, Two Needle Safety Stitch Overlock with Differential Feed and Automatic Lubrication. Push Button Stitch Regulator. Complete with Fully Submerged Artisan D.C. Electronic Servo Motor Unit. Max 7,500 SPM Additional Sub-Classes are available. Phone for more information.	1295.00
	26-1	Single Needle, Single Thread Portable "Bag" Closing Machine .	325.00
	300U-1	Single Needle, Needle Feed, Double Locked Chainstitch Machines.	3995.00
	300U-1 C	Walking Foot, Single Needle, Needle Feed Double Locked Chainstitch Machines.	4265.00
	300U-2 P	Two Needle, Needle Feed, with Driven Puller, Double Locked Chainstitch Machines.	4460.00
	300U-4 P	Four Needle, Needle Feed, with Driven Puller, Double Locked Chainstitch Machines. All Models are Semi-Automatic, Include Stitch Length Regulators. Complete with Needles 135 x 17. Artisan D.C. Electronic Servo Motor Drive Unit. Max. 3,800 SPM	4680.00

# ARTISAN® SEWING MACHINES

## Limited Warranty

Your new ARTISAN® commercial or industrial sewing machine includes a limited warranty for the period of 24 months from the date of the original purchase to be free of defective parts due to imperfections in workmanship or materials.

ARTISAN® Servo Motors and CM Clutch Motors are backed by a three year limited warranty.

This warranty does not cover transportation costs, postage, labor, or the following: The following normally expendable, high mortality spare parts such as, needles, bobbins, belts, light bulbs, bobbin cases, rotating hooks, needle plates, feed dogs, shuttles, springs, needle bars, take-up levers, screws, thread guides, or clutch motor clutch disks.

All parts other than those specified above that are proven defective by the manufacture or approved retailer/dealer, at our option, will be repaired or replaced at no charge provided said parts are returned transportation prepaid to ARTISAN® in Commerce, California.

This limited warranty is in effect provided that your machine is used for normal sewing purposes and is given reasonable good care and lubrication in accordance with the instructions contained in your sewing machines instruction booklet. Your authorized dealer or the manufacture is not to be held responsible for damage, normal wear and tear, accidents, abuse, neglect, negligence, acts of God, or if the sewing machine has been worked on or repaired by any unqualified or unauthorized sewing machine dealer or unauthorized technician.

This warranty is non transferable and extends only to the original purchaser when new and only when purchased from a local authorized ARTISAN® sewing machine retailer.

If necessary to obtain warranty service, your original sales receipt must be provided showing your date of purchase. No charge warranty service is only available from the dealer where you purchased this quality sewing machine, or the machine must be sent insured, prepaid freight, directly to ARTISAN® SEWING SUPPLIES, INC. with a letter of explanation about the malfunction and including your daytime telephone number and your return address along with prepaid return shipping fees.

This limited warranty is in lieu of all other warranties. The manufacturer is not responsible for any representation expressed or implied other than those contained herein.

### **ARTISAN® Sewing Supplies, Inc.**

6474 Corvette Street  
Commerce, California 90040 USA  
888 838 1408 toll free  
323 838 1408, fax 323 838 1508  
www.artisansew.com  
e-mail: info@artisansew.com